




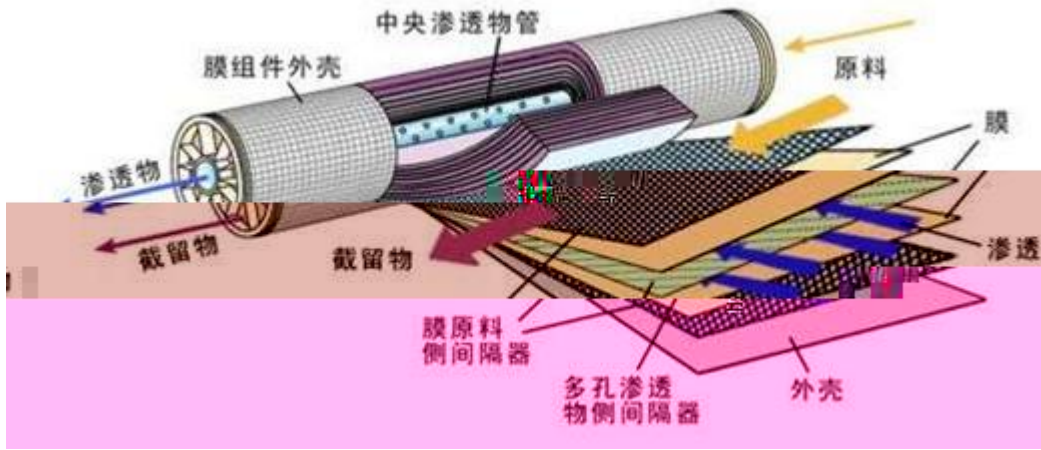
5 6 2 3 20-30 70 100 12 13% 24 26%

Fick

5 10Å

PH





1

MilkFlow

2

MilkFlow

20-40

4

5

MilkFlow

6

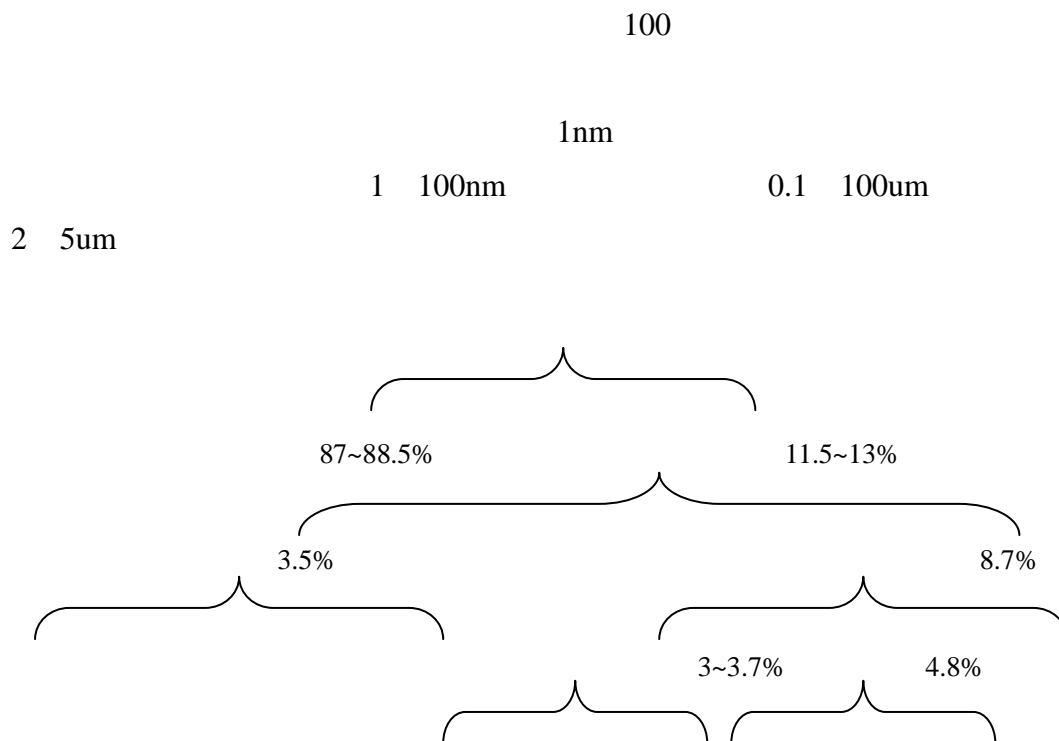
7

8

MilkFlow

0.5--50

9



V101 P101 L101 P102 M101

V101

P101

L102

P102


M101


100 /

20 /

24	26%	18-20%
25	/	30 /

200		100	100
	100	100*100=10000	
	15		10
15+10 *100=2500			
10000-2500=7500 =0.75			
330	0.75*330=247.5		





(12-13%)

<0.05%

24-26%