
WTM-2540G

..... 2

..... 2

..... 3

..... 4

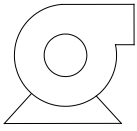

..... 4

..... 4

..... 5




..... 6

..... 7



2540		
		WTM-2540G
		2540
		1.77—2.4
		4.1Mpa
		5—45
	PH	1--14
		6L
		100L/H (0.8MPa)
		10—30L/h
		50—500L

1						
2						
3						
4						
5						
6						
7						
8						
9						
10						
11						
12						
13						
14						



()

()