

---

WTM-4040G

---

---

..... 2

..... 2

..... 3

..... 4

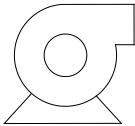

..... 4

..... 4

..... 5

..... 6

..... 7






4040		
		WTM-4040G
		4040
		5—7
		4.1Mpa
		5—45
	PH	1--14
		8L
		200L/H (0.8MPa)
		50—100L/h
		50—500L

---

1						
2						
3						
4						
5						
6						
7						
8						
9						
10						
11						
12						
13						
14						









( )

( )